



Your Mast Ladder Details

How to Measure For & Specify Your Mast Ladder

1

Yacht Name

Your Yacht Name, or the name of the Sailing School or Yacht Charter Company will be embroidered on the top piece on your ladder, just above its serial number.

2

Precise Ladder Length

mm

Kinleven Marine Mast Ladders are made-to-fit to provide optimal access to the masthead at the top and pre-tension/tying-off capability at the bottom. We space the rungs to make this work. We work to the nearest millimetre.

Measured

Estimated



Precise Ladder Length is the distance between:

- the masthead sheave for the main halyard
- the upper surface of the boom/gooseneck

minus the length of the means used to secure halyard to ladder.

Ladder Length is best measured, but if necessary can also be estimated


from the “P” Dimension or mainsail luff length.

Let us know if measuring isn't a practical option.



An easy way to measure or check Ladder Length is:

1. Unshackle/untie/unbend the halyard from the mainsail.
For in-mast furling masts, use a spare or try-sail halyard, or the topping lift.
2. Tie a loop or eye at one end of an adequate length of rope or strong braided cord. Tie the halyard to the eye using a compact bowline (see picture).
3. Hoist until the bowline stops at the masthead sheave. Tauten and make fast.
4. Take the opportunity to inspect the condition and strength of the halyard. If there is any doubt, upgrade or replace before use.
5. Take the slack out of the cord and mark it clearly, level with the upper surface of the boom
6. Lower and retrieve the measuring cord by untying the bowline. Do **not** untie the eye in the measuring cord. Return the halyard to its position and secure.
7. Measure the cord from the end of the eye to the mark.



Sail Slide Identification

How to Specify Sail Slides for Your Mast Ladder

3

Sail Slide Ref.

If the Sail Slides you need aren't listed here,
Or if you have a different mainsail handling system,

Please contact us.

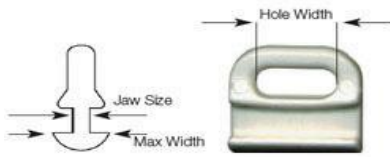
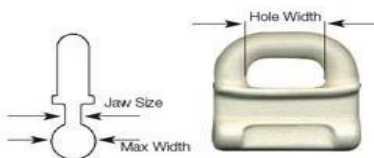
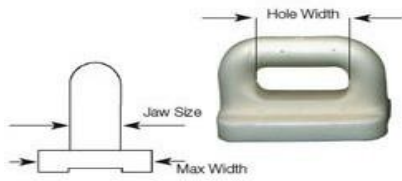
We'll either have a solution ready or we'll find or create one.

Thank you.

Type	Max Width	Jaw Size	Our Ref.
External Track	18 mm	9 mm	A289
	23 mm	14 mm	A389
Flat	16 mm	6 mm	F16
	19 mm	8.4 mm	F19
	22 mm	9.5 mm	F22
Round	7.2 mm	3 mm	R7.2
	8.3 mm	3 mm	R8.3
	11.4 mm	3 mm	R11.4
Half Round	10.4 mm	3 mm	HR10.4
	13.9 mm	4.2 mm	HR13.9



Allen Track slides are subject to a small surcharge @ £0.75p Each



Quite often, more than one type of sail slide will work just as well in the same luff groove.

Less strain is put on sail slides by our ladders than by a sail in a good wind.

For a ladder, Sail slides only have to run freely in the luff groove and not come out when you don't want them to.

If there's a choice to be made, running freely, i.e. not jamming, is more useful than a tight fit.

4

Stand-Off System Yes/No

A Stand-Off System will be required if your rig includes Swept Spreaders. To find out more, visit our website at

kinlevenmarine.com

Once you've gathered the information for these four boxes, your Ladder Specification is complete.

Simply order online, or contact us by phone or email.